

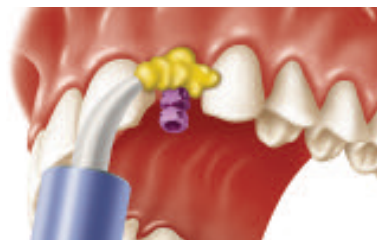
Zimmer® Contour Zirconia Abutment Restorations



1. During placement, orient the flat of the pre-attached Fixture Mount/Transfer toward the buccal/labial surface. This ensures that the flat of the internal hex is in the correct orientation.



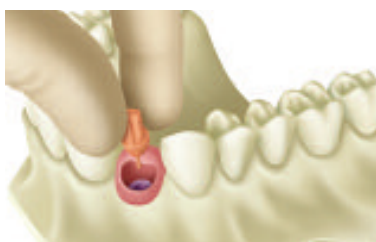
2. Place a healing collar or provisional restoration in a single-stage procedure for soft tissue contouring.



3. Use a light to medium-body material around the transfer and record a full-arch impression with medium-body material. Remove the transfer from the implant after the impression has been taken.



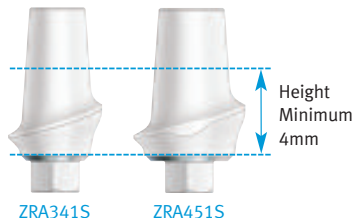
4. Attach an Implant Analog to the transfer with the 1.25mmD (0.050") Hex Tool and re-insert into the impression. Send the impression to the laboratory.



5. Pour the cast in die stone. Use soft tissue material to represent gingival contours. Use the Contour Abutment Try-ins to help select the appropriate angle and cuff height of the final abutment.



6. Mark the Contour Zirconia Abutment for required modifications to achieve appropriate vertical clearance as well as gingival contours.



7. Prepare the zirconia abutment according to the Instructions for Use. Do not reduce the coronal wall of the 3.5mmD zirconia abutment.



8. Modify the abutment with burs specifically designed for use with zirconia. Preparation with water is highly recommended.



9. Prepare the coping using traditional prosthodontic techniques.



10. Complete the final restoration according to traditional laboratory procedures.



11. Place the zirconia abutment and tighten the retaining screw to 30 Ncm with a calibrated prosthetic torque wrench.



12. Block out the screw access channel in the abutment and cement the final prosthesis to complete the restoration.

Note: This guide is for educational use only.
Refer to the Zimmer Dental Instructions for Use for Zimmer Contour Zirconia Abutment (part #8905) for complete instructions for use.



Zimmer Contour Zirconia Abutment Restorations

Contour Zirconia Abuments, Straight



Qty.	Description		
	Implant Platform	EP	Cuff Height
	ZRA341S	3.5mmD 4.5mmD	1mm
	ZRA342S	3.5mmD 4.5mmD	2mm
	ZRA451S	4.5mmD 5.5mmD	1mm
	ZRA452S	4.5mmD 5.5mmD	2mm

Contour Zirconia Abutments, 17°



Qty.	Description		
	Implant Platform	EP	Cuff Height
	ZRA351A	3.5mmD 5.0mmD	1mm
	ZRA352A	3.5mmD 5.0mmD	2mm
	ZRA461A	4.5mmD 6.0mmD	1mm
	ZRA462A	4.5mmD 6.0mmD	2mm

Contour Abutment Try-ins and Try-in Kit



Qty.	Description		
	Implant Platform	Emergence Profile	
	ZOAT34	3.5mmD	4.5mmD
	ZOAT45	4.5mmD	5.5mmD
	ZOAT56	5.7mmD	6.5mmD
	ZOATKIT	All	All

Transfer Components



Qty.	Direct Transfers		
	Implant Platform	Emergence Profile	
	DHT3/3	3.5mmD	3.5mmD
	DHT3/4	3.5mmD	4.5mmD
	DHT3/5	3.5mmD	5.5mmD
	DHT4/4	4.5mmD	4.5mmD
	DHT4/5	4.5mmD	5.5mmD
	DHT4/6	4.5mmD	6.5mmD



Qty.	Indirect Transfers		
	Implant Platform	Emergence Profile	
	HLT3/3	3.5mmD	3.5mmD
	HLT3/4	3.5mmD	4.5mmD
	HLT3/5	3.5mmD	5.5mmD
	HLT4/4	4.5mmD	4.5mmD
	HLT4/5	4.5mmD	5.5mmD
	HLT4/6	4.5mmD	6.5mmD
	HLT5/6	5.7mmD	6.5mmD



Qty.	Analog	
	Implant Platform	
	IA3	3.5mmD
	IA4	4.5mmD
	IA5	5.7mmD

Tools



Qty.	Description	
	HX1.25	Hex Tool, 1.25mmD
	HXL1.25	Long Hex Tool, 1.25mmD
	THX1.25	Tapered Frictional Hex Tool, 1.25mmD
	THXL1.25	Long Tapered Frictional Hex Tool, 1.25mmD
	TW30	Prosthetic Torque Wrench, 30 Ncm
	TW1.25	Torque Wrench Hex Driver, 1.25mmD
	TW1.25L	Long Torque Wrench Hex Driver, 1.25mmD
	TLRT2	Abutment Removal Tool

Other

Qty.	Description	

Titanium-to-Titanium Fit

Titanium ring allows an intimate fit between the abutment and implant:



For a complete list of products and tooling, please refer to the current product catalog.

¹ Joo W. Zimmer® Contour Ceramic Abutments. Precision-engineered for strength, esthetics & clinical versatility. Dental Inc. 2008;2:34-38.

For questions or to fax orders:

In the U.S. 1 (800) 854-7019
Fax 1 (888) 225-2483

Outside the U.S. +1 (760) 929-4300
Fax +1 (760) 431-7811

Australia +61 (0)2 9950 5434
Fax +61 (0)2 9975 3594

Canada +1 (905) 567-2073
or 1 (800) 265-0968
Fax +1 (905) 567-2076

France +33 (0)1 45 12 35 35
Fax +33 (0)1 45 60 04 88

Germany +49 (0)761 1 56 47 0
Fax +49 (0)761 1 56 47 490

Israel +972 (0)3 6124242
Fax +972 (0)3 6124243

Italy +39 043 855 5573
Fax +39 043 855 3181

Spain +34 93 846 05 43
Fax +34 93 845 43 25

www.zimmerdental.com

Customer Account _____
Ship To: Dr. Name _____
 Phone (_____) _____
 Address _____
 City _____
 State _____ Zip _____
 Order Date _____
 Ordered By _____

Ship Via Federal Express

2-Day Overnight (5:30 pm) P1 (10:30 am)

Must Arrive By _____

Payment Options

Invoice COD
 Visa Mastercard AmEx

Credit Card # _____

Exp. Date _____

Signature _____

